


FrameMaker and WebWorks Publisher as an Alternative to Word-based HATs

Sheila Loring
Technical Writer and Editor
Scriptorium Publishing Services, Inc.
www.scriptorium.com



About the Presenter

- Technical writer, editor, trainer, and consultant for Scriptorium Publishing Services, a technical documentation company based in North Carolina
- Adobe Certified Expert in FrameMaker
- Certified WebWorks Publisher trainer
- Wrote Scriptorium Publishing's training manual for WebWorks Publisher

The Problem

- No time or money to maintain dual sources
- Need print and online documentation
- FrameMaker needed for long documents
- Export to Word-based HATs from FrameMaker requires tedious reformatting

The Solution

- Write content in FrameMaker
- Structure content to work online
- Using WebWorks Publisher, convert content to online format

How it Works

- Modify FrameMaker content for conversion
 - ◆ Add conditional text
 - ◆ Insert hypertext
 - ◆ Create hyperlinks
- Convert content to online format
- Adjust code to modify output

Adjusting Code

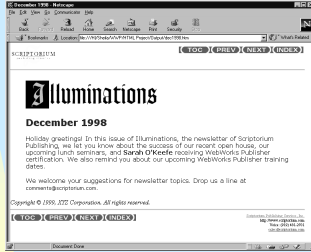
FrameMaker docs are converted using macros, regular expressions, and HTML or RTF tags. Here are the macros and tags used to convert a sentence in FrameMaker to HTML:

`<h1> $PGFNUMBER; $DATA; </h1>`

- ◆ \$PGFNUMBER; returns the autonumber of the paragraph
- ◆ \$DATA; returns the content of the paragraph

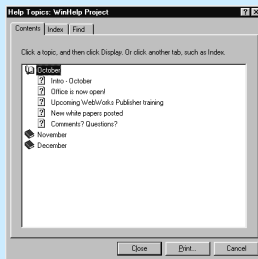
Online Formats

HTML &
DHTML




Online Formats

Microsoft
WinHelp



Online Formats

Microsoft
HTML Help



Online Formats

WebWorks
Help



For More Information

- www.quadralay.com for Quadralay's official site
 - ◆ Feature & benefit information
 - ◆ Success stories
 - ◆ Evaluation copies
- www.scriptorium.com for white papers and reviews
